



Weeks: 07.02.22 & 14.02.22

Year Group: Nursery

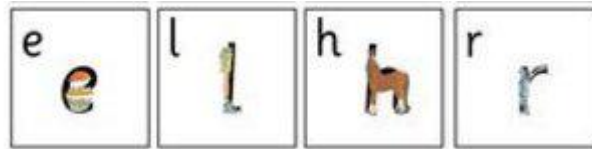
We would love to see what learning you've been doing at home! Please send photos in using the Evidence Me app. We also have a Nursery twitter page (@NurseryUmps) where you can share your learning with us and the rest of the school.

Daily tasks

Phonics: Speed sounds set 1

Revise the pictures for the sounds: m, a, s, d, t, i, n, p, g, o, c, k, u, b, f

- Help your child to recognise the picture for each sound.



egg leg horse robot



Jack in the box vulture yak worm

Oral blending

Collect some toy animals/ pictures of animals and make sure your child knows the name of each animal.

Split each word up and say the sounds e.g. c-a-t then say cat.. d-o-g then say dog. Ask your child to repeat after you.

Challenge

Can your child split the word up themselves? So can they say c-a-t is cat, h-e-n is hen, sh-ee-p is sheep.

Initial sounds and oral blending

Play 'I spy' colours in your house. Say "I spy something beginning with r-e-d. See if your child understands it's the colour red and then look for something that is red. Repeat with other colours in this way. "I spy with my little eye something beginning with g-r-ee-n....y-e-ll-ow... b-l-ue, p-ur-p-le, b-l-a-ck, wh-i-te, b-r-ow-n,...

Weekly Maths Tasks

Number Activities:

Practise counting up to and back from 10

0,1,2,3,4,5,6,7,8,9,10

10,9,8,7,6,5,4,3,2,1,0

Count up from different numbers i.e.

4,5,6,7,8,9,10

7,8,9,10

2,3,4,5,6,7,8,9,10

Weekly Reading and Writing Tasks

Reading:

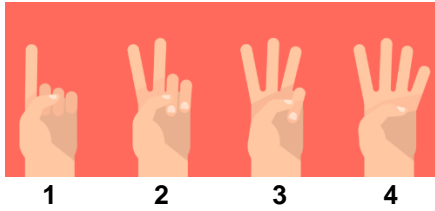
Parents to share a book with children daily. Visit Oxford Owl for free eBooks. You can create a [free account](#).

Complete the linked Play activities for each book.

Share a story with your child: Dear Zoo

If you have the book, share the book with your child. If not, you can access the book on YouTube.

Ask your child if they can show you 1 finger, 2 fingers, 3 fingers and 4 fingers when you say the number.



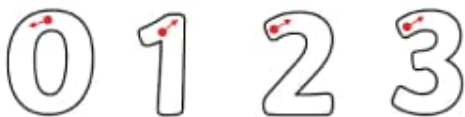
Matching numeral to quantity



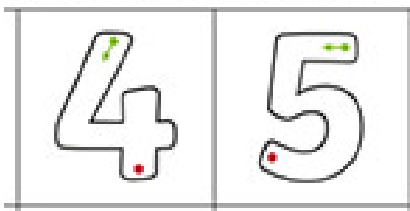
Label some buckets/containers with numbers 1-5. Make some snowballs and have fun throwing them into a numbered bucket or container. So you need to throw 2 snowballs into the bucket that's numbered 2! Check before they melt have you got the correct number of snowballs in the corresponding numbered bucket?

If there isn't any snow, don't worry just scrunch up some white paper or tissue and pretend they are snowballs. Have fun!

Revise and remember numerals 0, 1, 2 and 3



Learn and recognise numerals 4 and 5



Practice forming these numbers using different media e.g. pencil, felt tp, sand, foam, chalk.

After you have read the story a few times ask questions about the story as you read with your child:

What animals did the zoo send?
What was wrong with each animal?
Which animal was a good pet?
Why was the puppy a good pet?
What happened at the beginning of the story... middle... end?
Can you join in with the story?
What do you like about the story?
Which animal was your favourite? Why?
What animal would you like for a pet? Why?

Writing

Revise forming the letters 'm' 's' 'a' 'd' and 't'. Follow the lines and say mmmmmmountain, ssssssnake, a a a apple, d d d dinosaur, t t t tower

Then practice forming the letters i, n, p, g, o

Use different media e.g. pencil, felt tip, sand, foam, chalk on the ground

Name:

Write your child's name on a big piece of paper and encourage them to trace over the lines.

Challenge: Encourage them to look at the shape of each letter. Can your child copy the letters underneath?

Topic based activities

Talking and asking questions about different occupations

I am learning to ask questions about the world around me.

I am learning about different occupations and ways of life.

Encourage your child to talk about different people in their lives, and our world, who help them. There are lots of them. Here are some examples:

- Our parents and family
- Police
- Doctors and nurses
- Firefighters
- Vets
- Lollipop ladies and men



With your child see how

many different people who help us you can name. **How do these people help us? What do they do?**

Look at some pictures of different occupations. You can do this by looking at pictures on the internet or in books. Model and encourage your child to think of some questions they might like to ask any of these people.

Examples: What do you do? Do you like your job? What's your favourite part of your job? When do you work? Why did you want to be a? Who do you help?

If you have a close friend or family member who you and your child could call or video call, you could even get some answers to these questions!

Creating your own superhero costume.

I am learning that tools can be used for a purpose.

I am learning to use available resources to create props to support role play.



We all love superheroes! They are fictional characters who are always very helpful. With you child have a look at some different superheroes, either pictures or toys.

Who are they? What is their superpower? How do they help people?
What do they wear?

Today we are going to become our own superhero and make our own costumes. Use pictures or toys of superheroes as inspirations and talk with your child about what you might make. You can make anything you want and use resources that you have available.



You could make: a cape, headband, bracelet, mask, belt. Shield

Resources you may need: glue, sellotape, bin liner, a hole punch, string, scissors, strips of coloured paper, material, crayons or felt tips, sequins, glitter.



Ordering and retelling the story of Dear Zoo.

I can listen to stories with increasing attention and recall.

I can join in with repeated refrains and anticipate key events in stories.

I can describe the main characters and events in stories.


Complete this activity in the **week beginning 1st March**, after you have read the story Dear Zoo a few times.

You can do this activity in one or both of the following ways:

1. Print off pictures of the animals in the story or...
2. Use toy animals that you have of the animals in the story.

Encourage your child to start telling the story...

"I wrote to the zoo to send me a pet. They sent me a..."



Encourage your child to retell the story as independently as possible. They can use the pictures or toy animals as prompts and put them in order as they retell the story.

Can your child retell the whole story? Have they remembered the key words from the story such as "too big", "too tall", "too scary", "he was perfect"? What happened at the end of the story? Did they send the puppy back to the zoo? Why did they keep the puppy?

Get Active: Move like the Animals

I am learning to move freely with pleasure and confidence in a range of ways

I am learning to move around a space changing speed and my direction to avoid obstacles.

I am learning to say if I feel tired and hot

Clear a space in a room of your home, just enough so that there is space to move around without bumping into anything.

Talk about how different animals move


- Jumping like a kangaroo

- Hopping like a frog
- Running or jogging like a tiger
- Skipping like a monkey
- Crawling like a spider
- Slithering like a snake
- Shuffling like a whale
- Sliding like a dolphin

Chn to practice moving in these ways.

Talk about how they feel after some exercise. How do you feel? Is you heart beat fast or slow? Are you cold or hot?

Speed Sounds Set 1



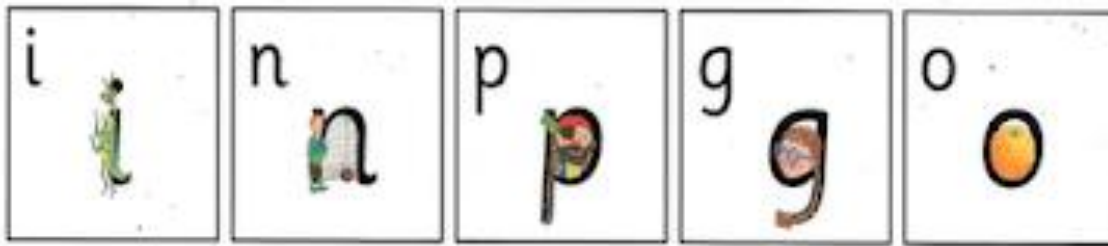
mmmMountain

a a a apple

sssss snake

d d d dinosaur

t t t tower



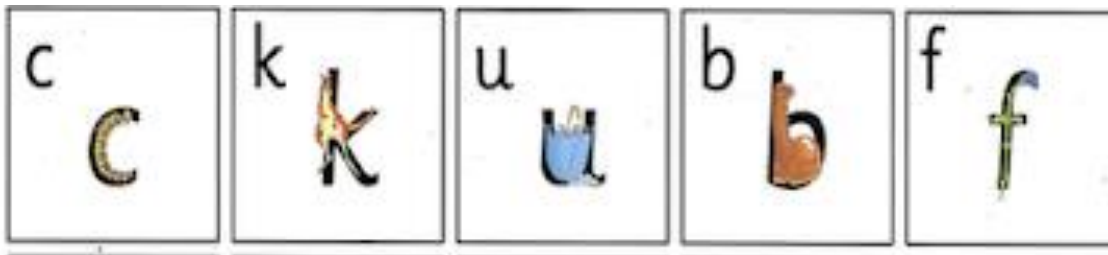
l l l igloo

n n n net

p p p pirate

g g g girl

o o o orange



c c c aterpillar

k k kangaroo

u u umbrella

b b b boot

ffffff flower

The sounds for mmmmm mountain, nnn net and fffff flower are stretched.

The other sounds are bouncy so a a a apple.




e e e egg

llllllllll leg

h h h horse

rrrrrrrrr robot



j j j j jelly

v v v v vulture

y y y y yak

w w w worm

The sounds for lllll leg, rrrrrrr robot and vvvvv vulture are stretched.

The other sounds are bouncy so e e e egg, h h h horse, j j j jelly, y y y yak and w w w worm.